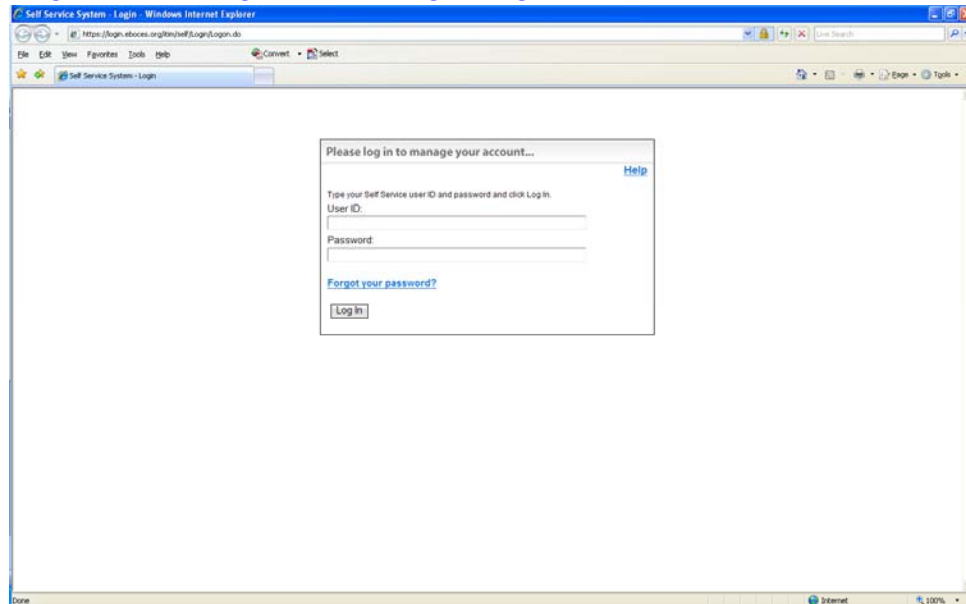


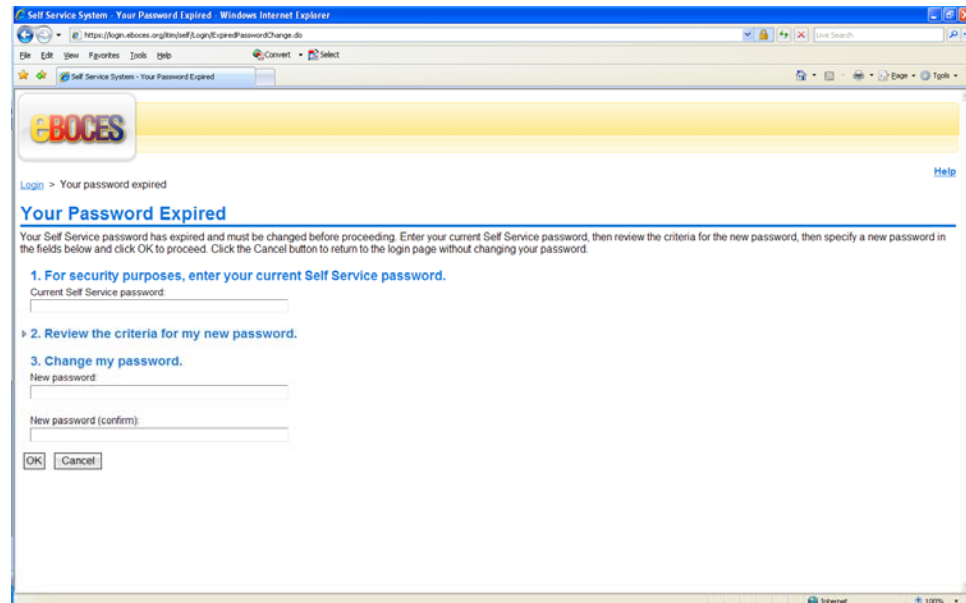
# PDP Premier Log in Instructions

1. Contact the Curriculum Office for your temporary password.
2. <https://login.eboces.org/itim/self/Login/Logon.do>



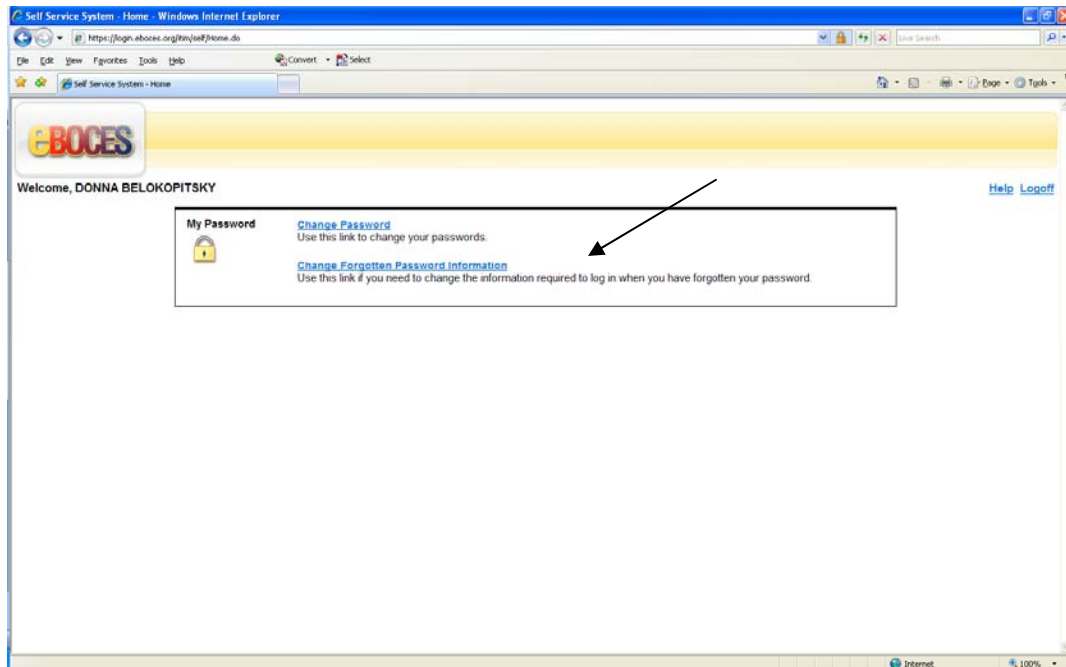
Enter in your user id (school e-mail address) and your password.

3. Follow the prompts.



- Your Self Service Password = temporary password.
- Create a unique password

4. On the next Screen, Click on **Change Forgotten Password Information** & answer 5 questions, click OK.



5. Logoff
6. Go to Vliet home page <http://watervlietcityschools.org/> under the **Employees Only** section, and find the PDP Timekeeper link, <https://login.eboces.org/eai/login/eboces?redirectTo=http%3A%2F%2Fwww.eboces.org%2Fwps%2Fmyportal%2FMyeBOCES>
7. You may now log in and register for conferences and workshops!

*Please call the Curriculum Office if you have Questions!*

